



# MANSAROVAR DENTAL COLLEGE

Mansarovar Campus, Rani Avanti Bai Marg, Village- Hinotia Aalam,  
Ward No. 84, Kolar Road, Bhopal (M.P) 462042

Tel: +91-9111777225, 761158888. Website: [www.mansarovardentalcollege.com](http://www.mansarovardentalcollege.com)


## **4.5.1 Details about approved budget and expenditure on physical and academic support facilities**

**JAYANT KOTHARI CO.**  
**Chartered Accountants**  
**129, Malviya Nagar, Bhopal – 462003**  
**E-mail: dhruv.ca@hotmail.com, Ph. – 0755-4002562**

**TO WHOM SO EVER IT MAY CONCERN**


We have verified the books of Accounts & other related documents provided to us. On the basis of our verification, we hereby certify that MANSAROVAR DENTAL COLLEGE, HOSPITAL & RESEARCH CENTRE, Village Hinotia Alam Mansarovar Campus, Kolar Road Bhopal-462042 has incurred and Average 44% of Expenditure [ Excluding Salary] On Maintenance of Physical Facilities And Academic Support Facilities.

For Jayant Kothari & Co.  
Chartered Accountants

  
Dhruv Kumar Pandey  
(Partner)

M. NO. 403602

UDIN: 21403602AAAALL9742




Place : Bhopal  
Date: 16/12/2021

  
Dr. B. Surendra Nayak  
Principal  
Mansarovar Dental College.  
Bhopal

**MANSAROVAR DENTAL COLLEGE, HOSPITAL & RESEARCH CENTRE, BHOPAL (M.P.)**  
**DETAILS OF EXPENDITURES INCURRED ON MAINTANENCE OF PHYSICAL FACILITIES AND ACADEMIC SUPPORT FACILITIES DURING LAST 5 YEARS**

| Particular  | Academic Physical Facility | Expenditure During The Year |                       |                       |                    |                    |
|---|----------------------------|-----------------------------|-----------------------|-----------------------|--------------------|--------------------|
|   |                            | 2017-18                     | 2018-19               | 2019-20               | 2020-21            | 2021-22            |
| Advertisement   | Physical                   | 1215125                     | 15,79,663.00          | 20,53,562.00          | 13,34,815.00       | 12,01,334.00       |
| Affiliation Fee (BDS)   | Academic                   | 805000                      | 8,85,500.00           | 805000                | 805000             | 8,05,000.00        |
| Affiliation Fee (MDS)   | Academic                   | 148800                      | 1,63,680.00           | 148800                | 148800             | 1,48,800.00        |
| Annual Function Expenses  | Academic                   | 124520                      | 1,61,876.00           | 2,10,439.00           | 1,36,785.00        | 1,23,107.00        |
| Cable Charges   | Academic                   | 19481                       | 25,325.00             | 32,923.00             | 21,400.00          | 19,260.00          |
| Camp Expenses   | Academic                   | 550                         | 715.00                | 930.00                | 605.00             | 545.00             |
| Conference Expenses   | Academic                   | 109227                      | 1,41,995.00           | 1,84,594.00           | 1,19,986.00        | 1,07,987.00        |
| Contribution to Sport & Cultural Event  | Academic                   | 22000                       | 28,600.00             | 37,180.00             | 24,167.00          | 21,750.00          |
| Conveyance  | Physical                   | 25787                       | 33,523.00             | 43,580.00             | 28,327.00          | 25,494.00          |
| Counsling Charges BDS   | Academic                   | 55000                       | 71,500.00             | 92,950.00             | 60,418.00          | 54,376.00          |
| Counsling Charges MDS   | Academic                   | 110000                      | 1,43,000.00           | 1,85,900.00           | 1,20,835.00        | 1,08,752.00        |
| E library Subscription  | Academic                   | 190032                      | 2,47,042.00           | 3,21,155.00           | 2,08,751.00        | 1,87,876.00        |
| Electric Maintenance  | Physical                   | 17703                       | 23,014.00             | 29,918.00             | 19,447.00          | 17,502.00          |
| Electric Material [consumed]  | Physical                   | 133694                      | 1,73,802.00           | 1,99,872.00           | 1,29,917.00        | 77,950.00          |
| Fee fixaion Charges   | Academic                   | 0                           | 0.00                  | 50,844.00             | 26,180.00          | 0.00               |
| Freight & Cartage   | Physical                   | 17875                       | 23,238.00             | 30,209.00             | 19,636.00          | 11,782.00          |
| Garden Maintenance  | Physical                   | 62174                       | 80,826.00             | 1,05,074.00           | 68,298.00          | 40,979.00          |
| Generator Maintenance   | Physical                   | 108518                      | 1,41,073.00           | 1,83,395.00           | 1,19,207.00        | 1,07,286.00        |
| Hospital Expenses   | Physical                   | 29211                       | 37,974.00             | 49,366.00             | 32,088.00          | 28,879.00          |
| House Keeping   | Physical                   | 105206                      | 1,36,768.00           | 1,77,798.00           | 1,15,569.00        | 1,04,012.00        |
| Incieration Expenses  | Physical                   | 49975                       | 64,968.00             | 84,458.00             | 54,898.00          | 49,408.00          |
| Inspection expenses   | Academic                   | 65483                       | 85,128.00             | 1,10,666.00           | 71,933.00          | 64,740.00          |
| Inspection fee  | Academic                   | 605000                      | 7,86,500.00           | 10,22,450.00          | 6,64,593.00        | 5,98,134.00        |
| Insurance   | Physical                   | 102917                      | 1,33,792.00           | 1,73,930.00           | 1,13,055.00        | 1,01,750.00        |
| Laundry Charges   | Physical                   | 26653                       | 34,649.00             | 45,044.00             | 29,279.00          | 26,351.00          |
| Lease Rent  | Physical                   | 5196                        | 6,755.00              | 8,782.00              | 5,708.00           | 5,137.00           |
| Legal & Professional Charges  | Physical                   | 512270.00                   | 6,65,951.00           | 8,65,736.00           | 5,62,728.00        | 5,06,455.00        |
| Legal Charges   | Physical                   | 4370.00                     | 5,681.00              | 7,385.00              | 4,800.00           | 4,320.00           |
| Membership Fee  | Physical                   | 180000.00                   | 2,34,000.00           | 3,04,200.00           | 1,97,730.00        | 1,77,957.00        |
| Mess Charges  | Physical                   | 3486296.00                  | 45,32,185.00          | 58,91,841.00          | 38,29,697.00       | 34,46,727.00       |
| Newspaper & Periodicals   | Academic                   | 18797.00                    | 24,436.00             | 31,767.00             | 20,649.00          | 18,584.00          |
| Office Expenses   | Physical                   | 3109.00                     | 4,042.00              | 5,255.00              | 3,416.00           | 3,074.00           |
| PBX Maintenance   | Physical                   | 5880.00                     | 7,644.00              | 9,937.00              | 6,459.00           | 5,813.00           |
| Photo Copy Charges  | Academic                   | 2463.00                     | 3,202.00              | 4,163.00              | 2,706.00           | 2,435.00           |
| PhotoGraphs   | Academic                   | 15250.00                    | 19,825.00             | 25,773.00             | 16,752.00          | 15,077.00          |
| Postage & Telegram  | Physical                   | 6123.00                     | 7,960.00              | 10,348.00             | 6,726.00           | 6,053.00           |
| Power & Electricity   | Physical                   | 1334411.00                  | 17,34,734.00          | 22,55,154.00          | 14,65,850.00       | 13,19,265.00       |
| Property Tax  | Physical                   | 79737.00                    | 1,03,658.00           | 1,34,755.00           | 87,591.00          | 78,832.00          |
| Repair & Maint. [Building]  | Physical                   | 444212.00                   | 5,77,476.00           | 7,50,719.00           | 4,87,967.00        | 4,39,170.00        |
| Repair & Maint. [ Equipments]   | Academic                   | 132579.00                   | 1,72,353.00           | 2,24,059.00           | 1,45,638.00        | 1,31,074.00        |
| Repair & Maint. [ Generator]  | Physical                   | 8207.00                     | 10,669.00             | 13,870.00             | 9,016.00           | 8,114.00           |
| Repair & Maint. [ Motor CAR]  | Physical                   | 946368.00                   | 12,30,278.00          | 15,99,361.00          | 10,39,585.00       | 9,35,627.00        |
| Repair & Maint. [ others]   | Physical                   | 289516.00                   | 3,76,371.00           | 4,89,282.00           | 3,18,033.00        | 2,86,230.00        |
| Repair & Maint. [Vehicles]  | Physical                   | 217159.00                   | 2,82,307.00           | 3,66,999.00           | 2,38,549.00        | 2,14,694.00        |
| Security Charges  | Physical                   | 946368.00                   | 12,30,278.00          | 15,99,361.00          | 10,39,585.00       | 9,35,627.00        |
| Stationery & Printing   | Academic                   | 52576.00                    | 68,349.00             | 88,854.00             | 57,755.00          | 51,980.00          |
| Stores & Spares [ Consumed]   | Academic                   | 160603.00                   | 2,08,784.00           | 2,71,419.00           | 1,76,422.00        | 1,58,780.00        |
| Telephone Expenses  | Academic                   | 262450.63                   | 3,41,186.00           | 4,43,542.00           | 2,88,302.00        | 2,59,472.00        |
| Travelling Expenses   | Academic                   | 855532.00                   | 11,12,192.00          | 14,45,850.00          | 9,39,803.00        | 8,45,823.00        |
| Vehicle Running & Maint. [ M. CAR]  | Physical                   | 490433.00                   | 6,37,563.00           | 8,28,832.00           | 5,38,741.00        | 4,84,867.00        |
| Visiting Charges  | Academic                   | 4000.00                     | 5,200.00              | 6,760.00              | 4,394.00           | 3,955.00           |
| Water Expenses  | Physical                   | 557615.00                   | 7,24,900.00           | 9,42,370.00           | 6,12,541.00        | 5,51,287.00        |
| Web Desigining & Maintenance  | Academic                   | 10799.00                    | 14,039.00             | 18,251.00             | 11,863.00          | 10,677.00          |
| Stores [ Consumables] CONSUMED  | Academic                   | 4483448.00                  | 58,28,482.00          | 75,77,027.00          | 49,25,066.00       | 44,32,561.00       |
| <b>Total Expenses Incurred On Maintanence of Physical Facilities And Academic Support Facilities</b>  |                            | <b>21527380.63</b>          | <b>2,53,74,651.00</b> | <b>3,26,01,689.00</b> | <b>21518063</b>    | <b>19372721.00</b> |
| <b>Expenditure Excluding Salaries</b>   |                            | <b>38891626.32</b>          | <b>54137470.03</b>    | <b>67601195.37</b>    | <b>56897225.52</b> | <b>64891770.39</b> |
| <b>Expenses Incurred as % of Expenditure [Excluding Salary] On Maintenance Of Physical Facilities And Academic Support Facilities</b>           |                            | <b>55%</b>                  | <b>47%</b>            | <b>48%</b>            | <b>38%</b>         | <b>30%</b>         |
| <b>Average Expenses Incurred as % of Expenditure [ Excluding salary] On Maintenance of Physical Facilities And Academic support facilities.</b> |                            |                             |                       | <b>44%</b>            |                    |                    |



**Dr. B. Sundatt Nayak**  
 Principal  
 Mansarovar Dental College  
 BHOPAL

# JAYANT KOTHARI & CO.

Chartered Accountants

129, Malviya Nagar, Bhopal – 462003

E-mail: [dhruv.ca@hotmail.com](mailto:dhruv.ca@hotmail.com), Ph. – 0755-4002562

NATIONAL ASSESSMENT AND ACCREDITATION COUNCIL  
Bengaluru – 560072

## Certificate for Expenditure Incurred on Infrastructure Development and Physical Facilities and Academic Support Facilities

As per the information and explanations given and the records produced to before us, we certify the M/S Mansarovar Dental College Hospital & Research Centre (Run By Shri Sai Gramothan Samiti), Village Hinotiya Alam, Kolar Road Bhopal-462042 have incurred a sum of Rs. 264/- Lakhs [ Rupees Two Hundred and Sixty Four Lakhs only] towards infrastructure development and augmentation and Rs.736/- Lakhs [Rupees Seven Hundred & Thirty Six Lakh only] towards maintenance of physical facilities and academic support facilities during the last five financial years. The year wise details of expenses are given in the annexure to this certificate of even date.

Place : Bhopal

Date: 16/12/2021

For Jayant Kothari & Co.  
Chartered Accountants

  
Dhruv Kumar Pandey  
(Partner)



Membership No.403602  
UDIN: 21403602AAAAALH3287

  
Dr. B. Goudatt Nayak  
Principal  
Mansarovar Dental College,  
BHOPAL

# JAYANT KOTHARI & CO.

Chartered Accountants

129, Malviya Nagar, Bhopal – 462003

E-mail: [dhruv.ca@hotmail.com](mailto:dhruv.ca@hotmail.com), Ph. – 0755-4002562

NATIONAL ASSESSMENT AND ACCREDITATION COUNCIL  
Bengaluru – 560072

## Annexure to Utilization Certificate

| Expenditure                                | Rupees (In Lakhs)           |         |         |         |         |         |     |
|--|-----------------------------|---------|---------|---------|---------|---------|-----|
|  | 2017-18                     | 2018-19 | 2019-20 | 2020-21 | 2021-22 | Total   |     |
| Total Expenditure without salary           | 388.76                      | 541.59  | 676.01  | 568     | 648.91  | 2823.27 |     |
| Expenditure on infrastructure Augmentation | 34                          | 62      | 95      | 34      | 38      | 264     |     |
| Expenditure on Maintenance                 | Physical Facilities         | 30      | 31      | 63      | 52      | 54      | 230 |
|  | Academic Support Facilities | 71      | 80      | 82      | 113     | 159     | 506 |

Place : Bhopal

Date: 16/12/2021

For Jayant Kothari & Co.  
Chartered Accountants

  
Dhruv Kumar Pandey  
(Partner)


Membership No.403602

UDIN: 21403602AAAAALH3287



PRINCIPAL

MANSAROVAR DENTAL COLLEGE  
HOSPITAL & RESEARCH CENT  
KOLAR ROAD BHOPAL-462042

  
Dr. B. Gurudatt Nayak  
Principal  
Mansarovar Dental College  
BHOPAL