


MANSAROVAR DENTAL COLLEGE



**Mansarovar Campus, Ward No.84, Hinotia Alam,
Kolar Road, Bhopal**

**"M.D.S. COURSE"
STUDENT WORK MANUAL
AND LOG BOOK**

MANSAROVAR DENTAL COLLEGE

Mansarovar Campus, Ward No. 84, Hinotia Alam,
Kolar Road, Bhopal

BONAFIDE CERTIFICATE OF WORK

This is to certify that this is a bonafide record of the work carried out by Dr. OJASWINTI PRABHAKAR PANWAR in the department of CONSERVATIVE DENTISTRY AND ENDODONTICS during his/her study period of MDS course. He/She has undergone training for MDS course during academic year from 20 20 to 20 23

Date 06/09/2023



Head of the Department

DEPARTMENT :- CONSERVATIVE DENTISTRY AND ENDODONTICS

ACADEMIC YEAR :- 2020 - 23

NAME OF STUDENT :- DJASHWINTI PRABHAKAR PAWAR

DATE OF ADMISSION :- 01/09/2020

NAME OF GUIDE :- DR. SAGAR KHANNA

NAME OF CO-GUIDE (if any) :- DR. RAHUL SHRIVASTAVA

LIBRARY DISSERTATION :- MINIMAL INTERVENTION DENTISTRY

TITLE DISSERTATION :- EFFICACY OF FINISHER GENTLEFILE BRUSH,
XP ENDOFINISHER AND PASSIVE ULTRASONIC IRRIGATION ON THE
REMOVAL OF ANI OIL-BASED CALCIUM HYDROXIDE FROM THE
ROOT CANAL : AN IN VITRO STUDY.

CONTENTS

- ❖ **CHECK LIST -1**
QUARTERLY EVALUATION OF CLINICAL WORK IN OPD - PINK

- ❖ **CHECK LIST -2**
EVALUATION FORM FOR CLINICAL CASE PRESENTATION - WHITE

- ❖ **CHECK LIST -3**
EVALUATION FO TEACHING SKILL - YELLOW

- ❖ **CHECK LIST -4**
CONTINUOUS EVALUATION OF DISSERTATION WORK - BLUE

- ❖ **LOG BOOK**
DIAGNOSTIC AND OPERATIVE
PROCEDURES PERFORMED - GREEN

- ❖ **SEMINARS** - WHITE

CHECK LIST - 1

FOR QUARTERLY EVALUATION OF CLINICAL WORK IN OPD

Name of the Trainee : Dr. Giaswani Pooja Date : 31/01/2021

Name of the Unit Head : Dr. B. Gopudutt Nayak

PERIOD from 01/09/2020 to 31/01/2021

Poor	Below Average	Average	Good	Very Good
0	1	2	3	4

S.No.	Item for Observation During Presentation	Score
1	Regularity of attendance	4
2	Punctuality	4
3	Interaction with colleagues and supportive staff	4
4	Maintenance of case records	4
5	Presentation of cases	4
6	Investigations work-follow up	2
7	Chair-side manners	2
8	Rapport with patients	3
9	Overall quality of clinical work	4
	Total Score	31


Signature of the Unit Head

CHECK LIST - 1

FOR QUARTERLY EVALUATION OF CLINICAL WORK IN OPD

Name of the Trainee : Dr. Gaswini Pawar Date : 30/06/2021

Name of the Unit Head : Dr. B. Govindutt Nayak

PERIOD from 01/02/2021 to 30/06/2021

Poor	Below Average	Average	Good	Very Good
0	1	2	3	4

S.No.	Item for Observation During Presentation	Score
1	Regularity of attendance	3
2	Punctuality	3
3	Interaction with colleagues and supportive staff	3
4	Maintenance of case records	3
5	Presentation of cases	4
6	Investigations work-follow up	4
7	Chair-side manners	4
8	Rapport with patients	4
9	Overall quality of clinical work	4
	Total Score	32

B. Govindutt Nayak

Signature of the Unit Head

CHECK LIST - 1

FOR QUARTERLY EVALUATION OF CLINICAL WORK IN OPD

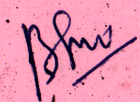
Name of the Trainee : Dr. Gyanwini Paudyal Date : 30/11/2021

Name of the Unit Head : Dr. B. B. Gurudutt Kayak

PERIOD from 01/10/2021 to 30/11/2021

Poor	Below Average	Average	Good	Very Good
0	1	2	3	4

S.No.	Item for Observation During Presentation	Score
1	Regularity of attendance	4
2	Punctuality	4
3	Interaction with colleagues and supportive staff	4
4	Maintenance of case records	3
5	Presentation of cases	3
6	Investigations work-follow up	4
7	Chair-side manners	4
8	Rapport with patients	3
9	Overall quality of clinical work	3
	Total Score	32


Signature of the Unit Head

CHECK LIST - 2

EVALUATION OF CLINICAL CASE PRESENTATION

(Use Separate sheet for each case)


Name of the Trainee : Dr. Ajeeswini Panwar Date : 04/01/2024

Name of the Faculty/Observer : Dr. Rahul Guivactava

Name of Patient Mrs. Sunita Panwar OPD No. 21B-1-03

Poor	Below Average	Average	Good	Very Good
0	1	2	3	4

S.No.	Item for Observation During Presentation	Score
1	Completeness of history	4
2	Whether all relevant points Elicited	4
3	Clarity of presentation	4
4	Logical order	4
5	Mentioned all positive and negative findings	4
6	Accuracy of general physical Examination	3
7	Diagnosis : Whether it follows Logically from history and Findings	3
8	Investigations required	3
9	Interpretation of Investigations	3
10	Ability to react to questioning	3
11	Ability to defend diagnosis	2
12	Ability to justify differential Diagnosis	2
13	Others	
	Total Score	39


Signature of the Unit Head

CHECK LIST - 2

EVALUATION OF CLINICAL CASE PRESENTATION

(Use Separate sheet for each case)


Name of the Trainee : Dr. Gauravi Pawar Date : 30/04/2024

Name of the Faculty/Observer : Dr. Sagar Khanna

Name of Patient Mr. Bankesh Chatterjee OPD No. 21K-9-210

Poor	Below Average	Average	Good	Very Good
0	1	2	3	4

S.No.	Item for Observation During Presentation	Score
1	Completeness of history	4
2	Whether all relevant points Elicited	4
3	Clarity of presentation	4
4	Logical order	4
5	Mentioned all positive and negative findings	4
6	Accuracy of general physical Examination	3
7	Diagnosis : Whether it follows Logically from history and Findings	2
8	Investigations required	2
9	Interpretation of Investigations	3
10	Ability to react to questioning	4
11	Ability to defend diagnosis	4
12	Ability to justify differential Diagnosis	3
13	Others	
	Total Score	35


Signature of the Unit Head

CHECK LIST - 2

EVALUATION OF CLINICAL CASE PRESENTATION

(Use Separate sheet for each case)


Name of the Trainee : Dr. Jayvini Ranveer Date : 07/01/2022

Name of the Faculty/Observer : Dr. Sagun Khanna

Name of Patient Mr. Pratap Thakor OPD No. 22D-12-149

Poor	Below Average	Average	Good	Very Good
0	1	2	3	4

S.No.	Item for Observation During Presentation	Score
1	Completeness of history	4
2	Whether all relevant points Elicited	4
3	Clarity of presentation	4
4	Logical order	4
5	Mentioned all positive and negative findings	3
6	Accuracy of general physical Examination	3
7	Diagnosis : Whether it follows Logically from history and Findings	3
8	Investigations required	3
9	Interpretation of Investigations	3
10	Ability to react to questioning	4
11	Ability to defend diagnosis	2
12	Ability to justify differential Diagnosis	2
13	Others	2
	Total Score	41


Signature of the Unit Head

CHECK LIST - 2

EVALUATION OF CLINICAL CASE PRESENTATION

(Use Separate sheet for each case)


Name of the Trainee : Dr. Giaswani Parvaz Date : 18/03/2022

Name of the Faculty/Observer : Dr. Gundutt Mayak

Name of Patient Mrs. Rew Rai OPD No. 224.24.67

Poor	Below Average	Average	Good	Very Good
0	1	2	3	4

S.No.	Item for Observation During Presentation	Score
1	Completeness of history	4
2	Whether all relevant points Elicited	4
3	Clarity of presentation	4
4	Logical order	4
5	Mentioned all positive and negative findings	3
6	Accuracy of general physical Examination	3
7	Diagnosis : Whether it follows Logically from history and Findings	3
8	Investigations required	3
9	Interpretation of Investigations	3
10	Ability to react to questioning	4
11	Ability to defend diagnosis	4
12	Ability to justify differential Diagnosis	4
13	Others	
	Total Score	43


Signature of the Unit Head

CHECK LIST - 3

EVALUATION OF TEACHING SKILL

(Use Separate sheet for each lecture)

Name of the Trainee : Ojaswini Prabhakar Pawar Date : 04.02.2021

Name of the Faculty/Observer : Dr. Anil Kumar Agad

Class : First Yr. BDS. Topic of the Lecture : Nomenclature in operative Dentistry

S.No.	Item for Observation During Presentation	Strong Point	Weak Point
1	Communication of the purpose of the Talk	✓	
2	Evokes audience interest in the Subject	✓	
3	The introduction	✓	
4	The sequence ideas	✓	
5	The use of practical examples and/or illustrations	✓	
6	Speaking style (enjoyable, monotonous, Etc. Specify)	✓	
7	Attempts audience participation	✓	
8	Summary of the main points at the end	✓	
9	Ask questions	✓	
10	Answer questions asked by the Audience	✓	
11	Rapport of speaker with his audience	✓	
12	Effectiveness of the talk	✓	
13	Uses AV aids appropriately	✓	

Signature of the Faculty/Observer

Signature of the Unit Head

CHECK LIST - 3

EVALUATION OF TEACHING SKILL (Use Separate sheet for each lecture)

Name of the Trainee : Djaswini Prabhakar Pawar Date : 24-2-2024


Name of the Faculty/Observer : Dr. Sagar Khanna

Class : First Yr. BDS. Topic of the Lecture : Maxillary sinus

S.No.	Item for Observation During Presentation	Strong Point	Weak Point
1	Communication of the purpose of the Talk	✓	
2	Evokes audience interest in the Subject	✓	
3	The introduction		✓
4	The sequence ideas	✓	
5	The use of practical examples and/or illustrations	✓	
6	Speaking style (enjoyable, monotonous, Etc. Specify)	✓	
7	Attempts audience participation	✓	
8	Summary of the main points at the end	✓	
9	Ask questions	✓	
10	Answer questions asked by the Audience	✓	
11	Rapport of speaker with his audience	✓	
12	Effectiveness of the talk	✓	
13	Uses AV aids appropriately		✓



Signature of the Faculty/Observer



Signature of the Unit Head

CHECK LIST - 3

EVALUATION OF TEACHING SKILL (Use Separate sheet for each lecture)


Name of the Trainee : Ojaswini Prabhakar Pawar Date : 26-05-2024

Name of the Faculty/Observer : Dr. Rahul Shevavata

Class : Second Yr. BDS. Topic of the Lecture : Dental cements

S.No.	Item for Observation During Presentation	Strong Point	Weak Point
1	Communication of the purpose of the Talk	✓	
2	Evokes audience interest in the Subject	✓	
3	The introduction	✓	
4	The sequence ideas	✓	
5	The use of practical examples and/or illustrations	✓	
6	Speaking style (enjoyable, monotonous, Etc. Specify)	✓	
7	Attempts audience participation	✓	
8	Summary of the main points at the end	✓	
9	Ask questions	✓	
10	Answer questions asked by the Audience	✓	
11	Rapport of speaker with his audience	✓	
12	Effectiveness of the talk	✓	
13	Uses AV aids appropriately	✓	


Signature of the Faculty/Observer


Signature of the Unit Head

CHECK LIST - 3

EVALUATION OF TEACHING SKILL

(Use Separate sheet for each lecture)

Name of the Trainee : Ojaswini Prabhakar Pawar Date : 07-06-2021

Name of the Faculty/Observer : Dr. Rahul Shekhar

Class : Final Yr. BDS. Topic of the Lecture : Diagnosis in Endodontics

S.No.	Item for Observation During Presentation	Strong Point	Weak Point
1	Communication of the purpose of the Talk	✓	
2	Evokes audience interest in the Subject	✓	
3	The introduction	✓	
4	The sequence ideas	✓	
5	The use of practical examples and/or illustrations	✓	
6	Speaking style (enjoyable, monotonous, Etc. Specify)	✓	
7	Attempts audience participation		✓
8	Summary of the main points at the end	✓	
9	Ask questions	✓	
10	Answer questions asked by the Audience	✓	
11	Rapport of speaker with his audience	✓	
12	Effectiveness of the talk	✓	
13	Uses AV aids appropriately	✓	

Signature of the Faculty/Observer

Signature of the Unit Head

CHECK LIST - 4







CONTINUOUS EVALUATION OF DISSERTATION WORK

Name of the Trainee : Dr. Ojaswini Pawar Date : 15/10/2022

Name of Commencement of work :

Name of Guide/Co-Guide Dr. Gagav Khanna Co-Guide (If any)

Score Value	Poor	Below Average	Average	Good	Very Good
	0	1	2	3	4

S.No.	Items for observation During Presentation	I At the end of 1 Yr. from date of Admission	II At the end of 18 months from date of Admission	III At the end of 21 months from date of Admission	IV At the end of 24 months from date of Admission	V At the end of 27 months from date of Admission	VI At the end of 30 months from date of Admission
1	Periodic consultation with Guide/ co-guide	3	4	1	2	4	2
2	Regular Collection of Case material	3	3	4	2	2	4
3	Depth of Analysis/ Discussion	3	4	3	3	4	3
4	Department Presentation of findings	3	3	2	1	3	4
5	Quality of final output	4	4	3	3	3	4
6	Others	3	3	4	3	2	3
	Total Score	19	21	17	19	18	20
	Sign of Guide						

LOG BOOK

DIAGNOSTIC AND OPERATIVE PROCEDURES PERFORMED

Department : CONSERVATIVE DENTISTRY AND ENDODONTICS

Name of the student : DR. JASWINI PRABHAKAR PAWAR

Key to Category of procedure :

A- Assisted in procedure

PA- Performed procedure under the direct supervision of a staff

PI- Performed independently

S.No.	Date	Name of the Patient	Op No	Procedure	Category
1.	12/01/21	U.S. Tiwari	21A.12.109	Access opening done \bar{c} 45	PA
2.	13/01/21	Anusuya	20L.26.60	CRC restoration done \bar{c} 27	PA
3.	18/01/21	Suhani	21A.15.107	Composite restoration done \bar{c} 26	PA
4.	20/01/21	Ninita	21A.9.73	Composite restoration done \bar{c} 36	PA
5.	19/02/21	Priyee Rajat	21B.18.163	composite restoration done \bar{c} 16, 26	PA
6.	22/02/21	Dilip Kushwah	21B.22.183	CRC restoration done \bar{c} 17	PA
7.	23/02/21	Neenaj	21B.23.153	Restoration (CRC) done \bar{c} 36.	PA
8.	25/02/21	Ratan Singh	21B.19.02	obturation and post-endodontic restoration \bar{c} 24	PA
9.	01/03/21	Pankaj	21A.8.711	CRC restoration done \bar{c} 47	PA
10.	02/03/21	Piyush Dubey	21B.6.137	Post-obturation restoration done \bar{c} 46 (CRC)	PA

S.No.	Date	Name of the Patient	Op No	Procedure	Category
11.	08/03/21	Rekha	21B.24.147	Post-endodontic restoration (GIC) \bar{c} 17	PA
12.	08/03/21	Sonam	21L.8.170	Access opening done \bar{c} 36, 46	PA
13.	09/03/21	Anamika	21L2.184.	GIC restoration done \bar{c} 46	PA
14.	10/03/21	Anjali Tiwari	21L.10.173	GIC restoration done \bar{c} 46	PA
15.	13/03/21	RP Singh	21B.20.163	Obturation done \bar{c} 25	PA
16.	19/03/21	Rekha.	21B.24.44.	GIC restoration done \bar{c} 48	PA
17.	12/04/21	Vinod Dixit	21L.31.123	GIC restoration done \bar{c} 36	PA
18.	21/06/21	Sujata Singh	21F.21.89	Access opening done \bar{c} 46	PA
19.	22/06/21	Radha Jat	21F.19.48	Access opening done \bar{c} 41	PA
20.	22/06/21	Sujata Singh	21F.21.89	Working length determined \bar{c} 46	PA
21.	24/06/21	Neetu.	21F.19.48	Working length redetermined \bar{c} 11, 21 (GIC removal)	PA
22.	24/06/21	Radha.	21F.19.48	Shaping & cleaning done \bar{c} 41	PA
23.	25/06/21	Sujata Singh	21F.21.89	Shaping & cleaning done \bar{c} 46	PA
24.	26/06/21	Neetu	21F.19.48	cleaning & shaping with obturation done \bar{c} 11	PA
25.	28/06/21	Radha.	21F.19.48	Working length redetermined, cleaning and shaping, GIC drying done \bar{c} 41	PA

S.No.	Date	Name of the Patient	Op No	Procedure	Category
26.	29/06/21	Sujata Singh	21F.21.89	Obturation and post obturation done c 46	PA
27.	30/06/21	Neetu	21L.17.173	Obturation done c 21	PA
28.	02/07/21	Radha Tat	21F.19.46	Obturation and post obturation done c 41	PA
29.	05/07/21	Ankita	21F.02.94	Axial opening done c 24	PA
30.	05/07/21	Deepthi	21G.5.92	composite restoration done c 25	PA
31.	07/07/21	Ashish	21G.7.93	Axial opening done c 22	PA
32.	08/07/21	Sapna	21L.2.165	Obturation done c 21	PA
33.	09/07/21	Ankita	21G.29.4	Shaping and cleaning done c 24	PA
34.	12/07/21	Sunita	21L.27.22	composite restoration done c 27, 11	PA
35.	13/07/21	Rambabu	21G.13.41	Axial opening done c 36	PA
36.	14/07/21	Rambabu	21G.13.41	blanking length determined c 36	PA
37.	15/07/21	Rambabu	21G.13.41	Pre-extended build up done c 36	PA
38.	17/07/21	Ankita	21G.2.94	Obturation and post obturation done c 24	PA
39.	17/07/21	Vishal Rajput	21G.17.63	Axial opening done c 44	PA
40.	19/07/21	Rambabu	21G.13.41	Preparation done c 36 till 20K.	PA

S.No.	Date	Name of the Patient	Op No	Procedure	Category
41.	20/07/2021	Ashish	21G.7.93	Working length determined \bar{c} 22, cleaning & shaping \bar{c} 22	PA
42.	21/07/2021	Vishal Rajput	21G.17.63	Working length determined, cleaning and shaping \bar{c} 44	PA
43	22/07/2021	Ashish	21G.13.93	cleaning and shaping and obturation done \bar{c} 22	PA
44.	22/07/2021	Babita	21G.22.05	Access opening done \bar{c} 45	PA
45.	23/07/2021	Babita	21G.22.05	cleaning & shaping done \bar{c} 45	PA
46.	24/07/2021	Vishal Rajput	21G.17.63	Obturation & post-endo restoration done \bar{c} 44	PA
47	26/07/2021	Kavita Patil	21G.26.75	Access opening done \bar{c} 48	PA
48.	26/07/2021	Babita	21G.22.05	cleaning & shaping done \bar{c} 45	PA
49.	27/07/2021	Govind	21G.27.73	Access opening done \bar{c} 35, 36	PA
50.	28/07/2021	Babita	21G.22.05	ORC restoration done \bar{c} 46	PA
51.	28/07/2021	Kavita Patil	21G.26.75	cleaning and shaping done \bar{c} 48	PA
52.	29/07/2021	Babita	21G.22.05	Obturation & post-endo done \bar{c} 45	PA
53.	30/07/2021	Govind	21G.27.73	cleaning & shaping done \bar{c} 35, working length \bar{c} 36	PA
54.	31/07/2021	Kavita	21G.26.75	ORC restoration done \bar{c} 37	PA
55.	31/07/2021	Seemra	21G.17.67	Access opening done \bar{c} 11.	PA

S.No.	Date	Name of the Patient	Op No	Procedure	Category
624	23/12/22	Rajesh	22K.21.195	Access opening = 17	PA
625	23/12/22	Obturation & Post op Sunit	22L.15.157	Obturation and post op restoration = 17	PA
626	23/12/22	Sanjeev Pandey	22I.14.192	Cleaning & shaping = 36	PA
627	24/12/22	Gayatri Vishwakarma	22L.10.111	Single sitting RET = 36	PA
628	26/12/22	Mansij	22L.6.196	Access opening, HL, cleaning & shaping = 11	PA
629	27/12/22	Shafiq	22L.9.126	Access opening = 28	PA
630	28/12/22	Vaishali Malvi	22I.6.183	Post space preparation done = 11	PA
631	28/12/22	Vrinda Pnejapati	22L.15.201	Crown preparation done = 26.	PA
632	29/12/2022	Mansij	22L.6.196	Obturation = 11	PA
633	29/12/2022	Rajesh Mender	22K.21.195	HL, cleaning & shaping = 17	PA
634	30/12/22	Vidhya Mahiya	22K.23.199	HL, cleaning & shaping, obturation = 16.	PA
635	31/12/22	Gayatri Vishwakarma.	22L.10.111	Crown preparation = 36	PA
636	02/01/23	Chama	22I.6.202	Access opening HL, cleaning & shaping = 11	PA
637	04/01/23	Mansij	22L.6.196	Intra coronal bleaching = 11	PA
638	04/01/23	Sanjeev Pandey	22I.14.192	Obturation & post op restoration = 36	PA

S.No.	Date	Name of the Patient	Op No	Procedure	Category
624	23/12/22	Rajesh	22K.21.195	Access opening c 17	PA
625	23/12/22	Obturation & post o Sunil	22L.15.157	Obturation and post op restoration c 17	PA
626	23/12/22	Ranjeer Pandey	22I.14.192	Cleaning & shaping c 36	PA
627	24/12/22	Gayatri Vishwakarma	22L.10.111	Spigle sitting RCT c 36	PA
628	26/12/22	Mansj	22L.6.196	Access opening w/c, cleaning & shaping c 11	PA
629	27/12/22	Shafiq	22L.9.126	Access opening c 28	PA
630	28/12/22	Vansha Malvi	22I.6.183	Post space preparation done c 11	PA
631	28/12/22	Vrinda Rajapatti	22L.15.201	Crown preparation done c 26.	PA
632	29/12/2022	Mansj	22L.6.196	Obturation c 11	PA
633	29/12/2022	Rajesh Mender	22K.21.195	w/c, cleaning & shaping c 17	PA
634	30/12/22	Vidhya Maringa	22K.23.199	w/c, cleaning & shaping, obturation c 16.	PA
635	31/12/22	Gayatri Vishwakarma.	22L.10.111	Crown preparation c 36	PA
636	02/01/23	Chama	22I.6.202	Access opening w/c, cleaning & shaping c 11	PA
637	04/01/23	Mansj	22L.6.196	Intra coronal bleaching c 11	PA
638	07/01/23	Ranjeer Pandey	22I.14.192	Obturation & post op restoration c 36	PA


S.No.	Date	Name of the Patient	Op No	Procedure	Category
639	09/01/23	Hemlata	22L.28.184	Axers opening 217	PA
640	09/01/23	Jyoti	23A.4.181	Indirect pulp capping 246	PA
641	10/01/23	Vansha Malviya	22J.6.183	Cast post impression taken 217	PA
642	11/01/23	Indu Tiwari	23A.9.188	Composite restoration 234	PA
643	12/01/23	Manita Sahu	23A.6.185	cleaning length cleaning & shaping 217	PA
644	14/01/23	Manisha Dev	23A.14.2	Axers opening, K.L. 21,22	PA
645	16/01/23	Gayatri Vishwakarma	22L.10.111	Crown cementation done 236.	PA
646	16/01/23	Manoj	22L.6.196	Intra coronal bleaching 211	PA
647	17/01/23	Vinoda Phajapati	22L.15.201	Crown cementation done 226	PA
648	18/01/23	Pankaj	22J.26.166	Axers opening 236	PA
649	19/01/23	Vansha Malviya	22J.6.183	Cast post cementation 211	PA
650	20/01/23	Manisha Dev	23A.14.2	Cleaning & shaping 21,22	PA
651	21/01/23	Pankaj	22J.26.166	K.L., cleaning & shaping 236	PA
652	31/01/23	Vansha Malviya	22J.6.183	Crown cementation done 211	PA
653	31/01/23	Hemlata Soni	23A.31.189	Axers opening 227	PA

EVALUATION OF SEMINARS

TOPIC: MAXILLARY SINUS Date: 14/10/2020
 AUDIENCE: All staff members and post graduate students

Communication of the purpose of the Seminar				Score*
Presentation	Reading from written text	Extempore	With the help of audiovisual aids	
The introduction				4
The sequence of presentation				3
Speaking style				3
OVER ALL SCORE				10

Score* - Poor - 0, Below average - 1, Average - 2, Good - 3, Very Good - 4



 Signature of the Faculty/Observer

EVALUATION OF SEMINARS / JOURNAL CLUB


TOPIC: IN VITRO COMPARISON OF THE EFFECT OF THREE DIFFERENT ENDODONTIC MEDICAMENTS ON THE BOND STRENGTH OF A RESIN BASED ENDODONTIC SEALER TO THE ROOT CANAL DENTIN Date: 04/12/2020
 AUDIENCE: All staff members and post graduate students

Communication of the purpose of the Seminar				Score*
Presentation	Reading from written text	Extempore	With the help of audiovisual aids	
The introduction				3
The sequence of presentation				3
Speaking style				4
OVER ALL SCORE				10

Score* - Poor - 0, Below average - 1, Average - 2, Good - 3, Very Good - 4


 Signature of the Faculty/Observer

MANSAROVAR DENTAL COLLEGE



**Mansarovar Campus, Ward No.84, Hinotia Alam,
Kolar Road, Bhopal**

**"M.D.S. COURSE"
STUDENT WORK MANUAL
AND LOG BOOK**

DEPARTMENT

ACADEMIC YEAR

NAME

MANSAROVAR DENTAL COLLEGE

DATE

Mansarovar Campus, Ward No. 84, Hinotia Alam,
Kolar Road, Bhopal

BONAFIDE CERTIFICATE OF WORK

This is to certify that this is a bonafide record of the work carried out by Dr.VRUSHALI MANGALDAS MAHAJAN..... in the department of CONSERVATIVE DENTISTRY & Endodontics... during his/her study period of MDS course. He/She has undergone training for MDS course during academic year from 2020..... to 2023.....

Date 06/09/2023



Head of the Department

DEPARTMENT :- Conservative Dentistry & Endodontics

ACADEMIC YEAR :- 2020-2023

NAME OF STUDENT :- Vrushali Mangaldas Mahajan

DATE OF ADMISSION :- 09/09/2020

NAME OF GUIDE :- Dr. B. Gundutt Nayak

NAME OF CO-GUIDE (if any) :-

LIBRARY DISSERTATION :- Bonding Agent

CHECK LIST 3

TITLE DISSERTATION :- "Comparative evaluation of two different Rotary instrumentation systems for removal of Gutta-Percha from root canal during endodontic retreatment with & without solvent: An In Vivo study"

CONTENTS

- ❖ **CHECK LIST -1**
QUARTERLY EVALUATION OF CLINICAL WORK IN OPD - PINK

- ❖ **CHECK LIST -2**
EVALUATION FORM FOR CLINICAL CASE PRESENTATION - WHITE

- ❖ **CHECK LIST -3**
EVALUATION FO TEACHING SKILL - YELLOW

- ❖ **CHECK LIST -4**
CONTINUOUS EVALUATION OF DISSERTATION WORK - BLUE

- ❖ **LOG BOOK**
DIAGNOSTIC AND OPERATIVE
PROCEDURES PERFORMED - GREEN

- ❖ **SEMINARS** - WHITE

CHECK LIST - 1

FOR QUARTERLY EVALUATION OF CLINICAL WORK IN OPD

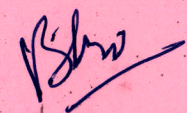
Name of the Trainee : Dr. Vrushali M. Mahajan Date : 31/01/21

Name of the Unit Head : Dr. B. Gurusutt Nayak

PERIOD from 01/09/2020 to 31/01/2021

Poor	Below Average	Average	Good	Very Good
0	1	2	3	4

S.No.	Item for Observation During Presentation	Score
1	Regularity of attendance	3
2	Punctuality	4
3	Interaction with colleagues and supportive staff	3
4	Maintenance of case records	4
5	Presentation of cases	4
6	Investigations work-follow up	3
7	Chair-side manners	4
8	Rapport with patients	4
9	Overall quality of clinical work	3
	Total Score	32


Signature of the Unit Head

CHECK LIST - 1

FOR QUARTERLY EVALUATION OF CLINICAL WORK IN OPD

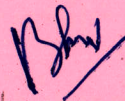
Name of the Trainee : Dr. Vrushali M. Mahajan Date : 30/06/21

Name of the Unit Head : Dr. B. Gundutt Nayak

PERIOD from 01/02/21 to 30/06/21

Poor	Below Average	Average	Good	Very Good
0	1	2	3	4

S.No.	Item for Observation During Presentation	Score
1	Regularity of attendance	3
2	Punctuality	4
3	Interaction with colleagues and supportive staff	4
4	Maintenance of case records	3
5	Presentation of cases	3
6	Investigations work-follow up	4
7	Chair-side manners	4
8	Rapport with patients	3
9	Overall quality of clinical work	4
	Total Score	32



Signature of the Unit Head

CHECK LIST - 2

EVALUATION OF CLINICAL CASE PRESENTATION (Use Separate sheet for each case)


Name of the Trainee : Dr. Vrushali Mahajan Date : 04/01/2021

Name of the Faculty/Observer : Dr. C. Umidutt Nayak

Name of Patient : Sudha Sharma OPD No. 21F/11/07

Poor	Below Average	Average	Good	Very Good
0	1	2	3	4

S.No.	Item for Observation During Presentation	Score
1	Completeness of history	4
2	Whether all relevant points Elicited	4
3	Clarity of presentation	4
4	Logical order	3
5	Mentioned all positive and negative findings	4
6	Accuracy of general physical Examination	4
7	Diagnosis : Whether it follows Logically from history and Findings	3
8	Investigations required	4
9	Interpretation of Investigations	4
10	Ability to react to questioning	4
11	Ability to defend diagnosis	3
12	Ability to justify differential Diagnosis	3
13	Others	3
	Total Score	39


Signature of the Unit Head

CHECK LIST - 2

EVALUATION OF CLINICAL CASE PRESENTATION

(Use Separate sheet for each case)


Name of the Trainee : Dr. Vrushali Mahajan Date 30/04/21

Name of the Faculty/Observer : Dr. Gurudutt Nayak

Name of Patient Sachna Tiwari OPD No. 21A.05.10

Poor	Below Average	Average	Good	Very Good
0	1	2	3	4

S.No.	Item for Observation During Presentation	Score
1	Completeness of history	4
2	Whether all relevant points Elicited	4
3	Clarity of presentation	3
4	Logical order	3
5	Mentioned all positive and negative findings	4
6	Accuracy of general physical Examination	3
7	Diagnosis : Whether it follows Logically from history and Findings	4
8	Investigations required	3
9	Interpretation of Investigations	3
10	Ability to react to questioning	4
11	Ability to defend diagnosis	4
12	Ability to justify differential Diagnosis	4
13	Others	4
	Total Score	47


Signature of the Unit Head

CHECK LIST - 3

EVALUATION OF TEACHING SKILL

(Use Separate sheet for each lecture)

Name of the Trainee : Vrushali M. Mahajan Date : 10/02/21

Name of the Faculty/Observer : Dr. Sagar Khanna

Class : First Year Yr. BDS. Topic of the Lecture : Temporomandibular joint

S.No.	Item for Observation During Presentation	Strong Point	Weak Point
1	Communication of the purpose of the Talk	✓	
2	Evokes audience interest in the Subject	✓	
3	The introduction	✓	
4	The sequence ideas	✓	
5	The use of practical examples and/or illustrations	✓	
6	Speaking style (enjoyable, monotonous, Etc. Specify)	✓	
7	Attempts audience participation	✓	
8	Summary of the main points at the end	✓	
9	Ask questions	✓	
10	Answer questions asked by the Audience	✓	
11	Rapport of speaker with his audience	✓	
12	Effectiveness of the talk	✓	
13	Uses AV aids appropriately	✓	

[Signature]
Signature of the Faculty/Observer

[Signature]
Signature of the Unit Head

CHECK LIST - 3

EVALUATION OF TEACHING SKILL

(Use Separate sheet for each lecture)

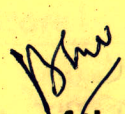
Name of the Trainee : Vrushali M. Mahajan Date : 19/05/21

Name of the Faculty/Observer : Dr. Sagar Khanna

Class : IV Yr. BDS. Topic of the Lecture : Amalgam

S.No.	Item for Observation During Presentation	Strong Point	Weak Point
1	Communication of the purpose of the Talk	✓	
2	Evokes audience interest in the Subject	✓	
3	The introduction	✓	
4	The sequence ideas	✓	
5	The use of practical examples and/or illustrations	✓	
6	Speaking style (enjoyable, monotonous, Etc. Specify)	✓	
7	Attempts audience participation	✓	
8	Summary of the main points at the end		✓
9	Ask questions	✓	
10	Answer questions asked by the Audience	✓	
11	Rapport of speaker with his audience	✓	
12	Effectiveness of the talk	✓	
13	Uses AV aids appropriately	✓	


Signature of the Faculty/Observer


Signature of the Unit Head

LOG BOOK

DIAGNOSTIC AND OPERATIVE PROCEDURES PERFORMED

Department : Conservative Dentistry and Endodontics

Name of the student : Dr. Vrushali Mahajan

Key to Category of procedure :

A- Assisted in procedure

PA- Performed procedure under the direct supervision of a staff

PI- Performed independently

S.No.	Date	Name of the Patient	Op No	Procedure	Category
1.	26/12/20	Mayuri	20L2266	GP solvent placed & closed dressing given τ 36	PA
2.	26/12/20	chanda	20L2481	Irrigation done τ 27	PA.
3.	11/01/2021	Haniom	21A.11.112	A.O & W.L Determined τ 41	PA.
4.	12/01/21	Haniom	21A.11.112.	shaping cleaning & obturation done τ 41	PA.
5.	13/1/21	Radheshyam	20J.29.52	obturation done τ 42	PA.
6.	18/1/21	Tasleem Khan.	21A.18.96	A.O done τ 36	PA.
7.	18/01/21	Arun.	21A.15.106	GIC τ 47.	PA.
8.	19/01/21	Manisha.	20L.23.77	Shaping & cleaning τ 46.	PA.
9.	20/01/21	Radheshyam	20J.29.52	obturation done τ 42	PA.
10.	20/1/21	krishna.	21A.20.106	Composite restoration τ 36.	PA.

S.No.	Date	Name of the Patient	Op No	Procedure	Category
11.	21/01/21	Krishna	21A.20.106	Cleaning & shaping done \bar{c} 36	PA.
12.	01/02/21	Rajashri	21A.20.108	composite done \bar{c} 48,17.	PA.
13.	23/02/21	Chemchrakala	21B.19.103	post-operative restoration done \bar{c} 46.	PA
14.	05/3/21	Rupesh M	21C.15.195	Composite restoration \bar{c} 46.	PA
15.	19/3/21	V.M Tandan	21C.19.01	Composite restoration done \bar{c} 41.	PA
16.	1/04/21	Ginsh	21D.1.126	Composite restor \bar{c} 36	PA
17.	13/4/21	luxy	21D.22.03	A/O \bar{c} 48.	PA
18.	26/04/21	Amita.	21D8.114	obturation done \bar{c} 25.	PA
19.	29/04/21	Rajsh Anmol	21D.14.6	A/O \bar{c} 15.	PA
20	24/5/21	Govind yadav	21E.24.5	CEC restor \bar{c} 23	PA
21	27/5/21	Praveen	21E.20.04	A/O \bar{c} 36.	PA
22.	27/5/21	Jose K.T	21E.27.9	CEC restor \bar{c} 23.	PA
23.	27/5/21	Sanita	21.27.11	A/O \bar{c} 44	PA
24.	28/5/21	Sanita.	21.27.11	A/O \bar{c} 45.	PA
25.	28/5/21	Jyoti	21L.9.182	A/O \bar{c} 46.	PA

S.No.	Date	Name of the Patient	Op No	Procedure	Category
616	20/12/22	Shruti	22L12.194	Re- RCT initiated.	PA
617	21/12/22	Neelam	22L21.209	Composite Restoration 2134	PA
618	21/12/22	Moneelwigh	22L15.203	Access opening done 22, 12,	PA.
619	22/12/22	Aman upadhyay	22L10.109	Crown preparation done 226	PA.
620	22/12/22	Makeeh	22L24.95	single setting RCT done 45	PA.
621	23/12/22	Robing 9002g	22L23.01	Access opening done 36.	PA
622	23/12/22	Shailsh	22L12.197	composite Restoration 12	PA
623	23/12/22	Prathana	22L22.210	Access opening 26.	PA
624	24/12/22	Robin 9002g	22L23.01	Shaping & cleaning done 36.	PA
625	24/12/22	Shruti	22L12.194	Obturation done 46	PA
626	28/12/22	Aman upadhyay	22L10.109	Crown preparation done 46	PA
627	28/12/22	Prathana	22L22.210	Access opening done 25	PA.
628	29/12/22	Anjali Tiwari	22L29.191	Access opening 35 shaping & cleaning 35	PA.
629	30/12/22	Anjali	22L29.191	Obturation done 35	PA.
630	31/12/22	Sandhya	22L31.124	Access opening 27, shaping & cleaning 27	PA.

S.No.	Date	Name of the Patient	Op No	Procedure	Category
631	2/01/23	Kandhan	23A-02-202	Access opening done cleaning and shaping	PA
632	4/1/23	Manoj	22L-6-196	Intercession of bleaching \bar{c} 11	PA
633	4/01/23	Dilip.	23A-2-24	Access opening done \bar{c} 45 shaping + cleaning \bar{c} 45	PA.
634	7/1/23	Anj gain.	23A-7-145	Access opening done 48.	PA
635	7/1/23	Archana. Bagnel.	22L-26-144	Access opening done \bar{c} 36.	PA
636.	9/1/23	Jyoti tiwari	22k-04-186	Laser Bio stimulation done	PA
637	10/1/23	Dilip Golwaker	23A-220	Obturation done \bar{c} 45	PA
638	11/1/22	Santosh	23A-2-75	Crown cementation done \bar{c} 25	PA
639.	12/1/23	Jyoti	22 K-04-186	Laser Stimulation done	PA
640.	12/1/23	Rajeshu Sharma.	23A-12-175	Shaping + cleaning \bar{c} 11, 12	PA
641	16/1/23	Jyoti.	22K-04-186	Laser Bio stimulation done.	PA
642.	16/1/23	Sumil	22A-16-21.	Access opening \bar{c} 48	PA
643	17/1/23	Vikashu.	23A-17-200	Access opening done \bar{c} 47	PA
644	18/1/23	Vikashu	23A-17-200	Obturation done \bar{c} 47	IA.
645	18/1/12	Mohit	23A-16-185	Shaping + cleaning done \bar{c} 12	PA

EVALUATION OF SEMINARS

TOPIC : Class III and IV cavity prep. for Amalgam Date : 12/09/2020
 AUDIENCE : All staff & PG students

Communication of the purpose of the Seminar				Score*
Presentation	Reading from written text	Extempore	With the help of audiovisual aids	
The introduction				2
The sequence of presentation				3
Speaking style				2
OVER ALL SCORE				7

Score*- Poor - 0, Below average - 1, Average - 2, Good - 3, Very Good - 4

[Signature]
Signature of the Faculty/Observer

EVALUATION OF SEMINARS

TOPIC : Amalgam as Restorative Material Date : 29/09/2020
 AUDIENCE : All staff & PG students

Communication of the purpose of the Seminar				Score*
Presentation	Reading from written text	Extempore	With the help of audiovisual aids	
The introduction				3
The sequence of presentation				3
Speaking style				3
OVER ALL SCORE				9

Score*- Poor - 0, Below average - 1, Average - 2, Good - 3, Very Good - 4

[Signature]
Signature of the Faculty/Observer

EVALUATION OF SEMINARS

TOPIC : Introduction to Pubmed Date : 12/10/2020

AUDIENCE : All staff & PG students

				Score*
Communication of the purpose of the Seminar				
Presentation	Reading from written text	Extempore	With the help of audiovisual aids	
The introduction				2
The sequence of presentation				3
Speaking style				2
OVER ALL SCORE				7

Score* - Poor - 0, Below average - 1, Average - 2, Good - 3, Very Good - 4

[Signature]
Signature of the Faculty/Observer

EVALUATION OF SEMINARS / Journal club

TOPIC : Comparative Analysis of Hand and Rotary devices for C.P. removal in root canal retreatment: An in vitro study Date : 11/12/2020


AUDIENCE : All staff & PG students

				Score*
Communication of the purpose of the Seminar				
Presentation	Reading from written text	Extempore	With the help of audiovisual aids	
The introduction				3
The sequence of presentation				3
Speaking style				3
OVER ALL SCORE				9

Score* - Poor - 0, Below average - 1, Average - 2, Good - 3, Very Good - 4

[Signature]
Signature of the Faculty/Observer

MANSAROVAR DENTAL COLLEGE



**Mansarovar Campus, Ward No.84, Hinotia Alam,
Kolar Road, Bhopal**

**"M.D.S. COURSE"
STUDENT WORK MANUAL
AND LOG BOOK**

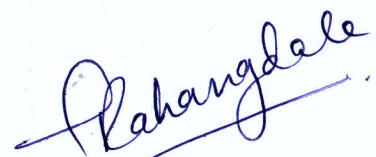
MANSAROVAR DENTAL COLLEGE

Mansarovar Campus, Ward No. 84, Hinotia Alam,
Kolar Road, Bhopal

BONAFIDE CERTIFICATE OF WORK

This is to certify that this is a bonafide record of the work carried out by Dr. Manisha Parpiyani..... in the department of Prosthodontics Crown & Bridge during his/her study period of MDS course. He/She has undergone training for MDS course during academic year from 2021..... to 2024.....

Date



Head of the Department

DEPARTMENT :- Prosthodontics and crown & bridge.

ACADEMIC YEAR :- 2021-2024
.....

NAME OF STUDENT :- Dr. Manisha Parpiyani
.....

DATE OF ADMISSION :-
.....

NAME OF GUIDE :- Dr. Tripty Rahangdale
.....

NAME OF CO-GUIDE (if any) :-
.....

LIBRARY DISSERTATION :- Preprosthetic conditions in prosthodontics.
.....

TITLE DISSERTATION :- "Comparative evaluation of the effect of adding
nano-titanium oxide & nano-silver oxide particles
on physical & mechanical properties of RTV -
Mollofacial Silicone material" - An in vitro
Study

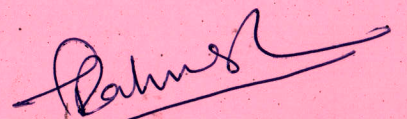
CHECK LIST - 1

FOR QUARTERLY EVALUATION OF CLINICAL WORK IN OPD

Name of the Trainee : Dr. Manisha Parpiyani Date : 28/9/22
Name of the Unit Head : Dr. Tripty Bahangdale
PERIOD from July '2022 to September '2022

Poor	Below Average	Average	Good	Very Good
0	1	2	3	4

S.No.	Item for Observation During Presentation	Score
1	Regularity of attendance	4
2	Punctuality	4
3	Interaction with colleagues and supportive staff	3
4	Maintenance of case records	2
5	Presentation of cases	3
6	Investigations work-follow up	3
7	Chair-side manners	3
8	Rapport with patients	3
9	Overall quality of clinical work	3
	Total Score	$\frac{28}{9} = 3.1$


Signature of the Unit Head

CHECK LIST - 1

FOR QUARTERLY EVALUATION OF CLINICAL WORK IN OPD

Name of the Trainee : Dr. Manisha Barpiyani Date : 21/12/22

Name of the Unit Head : Dr. Tripty Rahangdale

PERIOD from October '22 to December '22

Poor	Below Average	Average	Good	Very Good
0	1	2	3	4

S.No.	Item for Observation During Presentation	Score
1	Regularity of attendance	4
2	Punctuality	4
3	Interaction with colleagues and supportive staff	3
4	Maintenance of case records	3
5	Presentation of cases	3
6	Investigations work-follow up	3
7	Chair-side manners	4
8	Rapport with patients	4
9	Overall quality of clinical work	3
	Total Score	$\frac{31}{9} = 3.4$

good

Dr. Tripty Rahangdale
21/12/22
Signature of the Unit Head

CHECK LIST - 1

FOR QUARTERLY EVALUATION OF CLINICAL WORK IN OPD

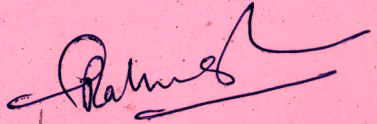
Name of the Trainee : Dr. Manisha Papiyani Date : 27/03/23

Name of the Unit Head : Dr. Tripty Rahangdale

PERIOD from January '23 to March '23

Poor	Below Average	Average	Good	Very Good
0	1	2	3	4

S.No.	Item for Observation During Presentation	Score
1	Regularity of attendance	4
2	Punctuality	4
3	Interaction with colleagues and supportive staff	4
4	Maintenance of case records	3
5	Presentation of cases	3
6	Investigations work-follow up	4
7	Chair-side manners	4
8	Rapport with patients	4
9	Overall quality of clinical work	3
	Total Score	$\frac{33}{9} = 3.6$


Signature of the Unit Head

27/03/23

CHECK LIST - 2

EVALUATION OF CLINICAL CASE PRESENTATION

(Use Separate sheet for each case)

Name of the Trainee : Dr. Manisha Paripiyani Date : 6/12/22
Name of the Faculty/Observer : Dr. Trishy Babangdare
Name of Patient : Somendra Banerjee OPD No. 22/12/22

Poor	Below Average	Average	Good	Very Good
0	1	2	3	4

S.No.	Item for Observation During Presentation	Score
1	Completeness of history	3
2	Whether all relevant points Elicited	3
3	Clarity of presentation	3
4	Logical order	2
5	Mentioned all positive and negative findings	3
6	Accuracy of general physical Examination	3
7	Diagnosis : Whether it follows Logically from history and Findings	2
8	Investigations required	2
9	Interpretation of Investigations	3
10	Ability to react to questioning	2
11	Ability to defend diagnosis	3
12	Ability to justify differential Diagnosis	2
13	Others	3
	Total Score	34

Signature of the Unit Head

Trishy Babangdare
6/12/22

CHECK LIST - 2

EVALUATION OF CLINICAL CASE PRESENTATION

(Use Separate sheet for each case)


Name of the Trainee : Dr. Manisha Bapirani Date : 11/2/23

Name of the Faculty/Observer : Dr. Tripty Rahangdale

Name of Patient N.K. Tripathi (58/M) OPD No. 22L.7.149

Poor	Below Average	Average	Good	Very Good
0	1	2	3	4

S.No.	Item for Observation During Presentation	Score
1	Completeness of history	3
2	Whether all relevant points Elicited	3
3	Clarity of presentation	3
4	Logical order	3
5	Mentioned all positive and negative findings	3
6	Accuracy of general physical Examination	3
7	Diagnosis : Whether it follows Logically from history and Findings	2
8	Investigations required	3
9	Interpretation of Investigations	2
10	Ability to react to questioning	3
11	Ability to defend diagnosis	3
12	Ability to justify differential Diagnosis	2
13	Others	2
	Total Score	35


Signature of the Unit Head
11/2/23

CHECK LIST - 2

EVALUATION OF CLINICAL CASE PRESENTATION

(Use Separate sheet for each case)

Name of the Trainee : *Dr. Manisha Paripiyani* Date : *2/3/23*

Name of the Faculty/Observer : *Dr. Suresh Shivastava*

Name of Patient *Sanjay (56/M)* OPD No. *23A.28.64*

Poor	Below Average	Average	Good	Very Good
0	1	2	3	4

S.No.	Item for Observation During Presentation	Score
1	Completeness of history	3
2	Whether all relevant points Elicited	2
3	Clarity of presentation	3
4	Logical order	3
5	Mentioned all positive and negative findings	2
6	Accuracy of general physical Examination	3
7	Diagnosis : Whether it follows Logically from history and Findings	2
8	Investigations required	3
9	Interpretation of Investigations	3
10	Ability to react to questioning	2
11	Ability to defend diagnosis	2
12	Ability to justify differential Diagnosis	3
13	Others	3
	Total Score	34

Signature of the Unit Head

[Signature]
2/3/23

CHECK LIST - 3

EVALUATION OF TEACHING SKILL

(Use Separate sheet for each lecture)

Name of the Trainee : Dr. Manisha Parpiyani Date : 29-7-2022

Name of the Faculty/Observer : Dr. Tripty Bahaydale

Class : Third Yr. BDS. Topic of the Lecture : Maxillary Anatomical Landmarks

S.No.	Item for Observation During Presentation	Strong Point	Weak Point
1	Communication of the purpose of the Talk	✓	
2	Evokes audience interest in the Subject	✓	
3	The introduction	✓	
4	The sequence ideas	✓	
5	The use of practical examples and/or illustrations	✓	
6	Speaking style (enjoyable, monotonous, Etc. Specify)		✓
7	Attempts audience participation		✓
8	Summary of the main points at the end		✓
9	Ask questions		✓
10	Answer questions asked by the Audience		✓
11	Rapport of speaker with his audience	✓	
12	Effectiveness of the talk	✓	
13	Uses AV aids appropriately	✓	

Signature of the Faculty/Observer Dr. Tripty Bahaydale
29/7/22

Signature of the Unit Head Dr. Manisha Parpiyani
29/7/22

CHECK LIST - 3

EVALUATION OF TEACHING SKILL

(Use Separate sheet for each lecture)

Name of the Trainee : Dr. Manisha Parpiyani Date : 24/08/2022

Name of the Faculty/Observer : Dr. Atul Bhandari

Class : Third Yr. BDS. Topic of the Lecture : Principles of Objectives of Impression Making

S.No.	Item for Observation During Presentation	Strong Point	Weak Point
1	Communication of the purpose of the Talk	✓	
2	Evokes audience interest in the Subject	✓	
3	The introduction	✓	
4	The sequence ideas		
5	The use of practical examples and/or illustrations	✓	
6	Speaking style (enjoyable, monotonous, Etc. Specify)	✓	
7	Attempts audience participation	✓	
8	Summary of the main points at the end	✓	
9	Ask questions	✓	
10	Answer questions asked by the Audience	✓	
11	Rapport of speaker with his audience	✓	
12	Effectiveness of the talk		✓
13	Uses AV aids appropriately	✓	

Atul Bhandari

Signature of the Faculty/Observer

Ramesh
24/08/22

Signature of the Unit Head

CHECK LIST - 3

EVALUATION OF TEACHING SKILL (Use Separate sheet for each lecture)

Name of the Trainee : Dr. Manisha Parpiyani Date : 28/09/2022

Name of the Faculty/Observer : Dr. Tripty Bahaydale

Class : Third Yr. BDS. Topic of the Lecture : Maxillary and Mandibular Occlusal Rims

S.No.	Item for Observation During Presentation	Strong Point	Weak Point
1	Communication of the purpose of the Talk	✓	
2	Evokes audience interest in the Subject	✓	
3	The introduction	✓	
4	The sequence ideas	✓	
5	The use of practical examples and/or illustrations		✓
6	Speaking style (enjoyable, monotonous, Etc. Specify)	✓	
7	Attempts audience participation	✓	
8	Summary of the main points at the end	✓	
9	Ask questions		✓
10	Answer questions asked by the Audience	✓	
11	Rapport of speaker with his audience	✓	
12	Effectiveness of the talk	✓	
13	Uses AV aids appropriately	✓	

Dr. Tripty Bahaydale
28/09/22
Signature of the Faculty/Observer

Dr. Manisha Parpiyani
28/09/22
Signature of the Unit Head

CHECK LIST - 4

CONTINUOUS EVALUATION OF DISSERTATION WORK

Name of the Trainee : Dr. Manisha Parpiyani Date : 11/12/22
 Name of Commencement of work : Comparative evaluation of the effect of adding nano titanium & nano silica oxide particles on physical & mechanical properties of RTV- Maxillofacial silicone material - An in vitro study.
 Name of Guide/Co-Guide : Dr. Tripty Rahangdale Co-Guide (If any) : _____

Score Value	Poor	Below Average	Average	Good	Very Good
	0	1	2	3	4

S.No.	Items for observation During Presentation	I	II	III	IV	V	VI
		At the end of 1 Yr. from date of Admission	At the end of 18 months from date of Admission	At the end of 21 months from date of Admission	At the end of 24 months from date of Admission	At the end of 27 months from date of Admission	At the end of 30 months from date of Admission
1	Periodic consultation with Guide/co-guide	4	4	4	4	4	4
2	Regular Collection of Case material	3	4	4	4	4	4
3	Depth of Analysis/Discussion	3	4	4	4	4	4
4	Department Presentation of findings	3	4	4	4	4	4
5	Quality of final output	3	4	4	4	4	4
6	Others	3	3	4	4	4	4
	Total Score	$\frac{19}{6} = 3.16$	$\frac{23}{6} = 3.83$	$\frac{24}{6} = 4$	$\frac{24}{6} = 4$	$\frac{24}{6} = 4$	$\frac{26}{6} = 4.33$
	Sign of Guide	<u>Dr. Tripty Rahangdale</u> 11/12/22	<u>Dr. Tripty Rahangdale</u> 11/5/23	<u>Dr. Tripty Rahangdale</u>	<u>Dr. Tripty Rahangdale</u>	<u>Dr. Tripty Rahangdale</u>	<u>Dr. Tripty Rahangdale</u>

LOG BOOK

DIAGNOSTIC AND OPERATIVE PROCEDURES PERFORMED

Department : Prosthodontics and Crown & Bridge

Name of the student Dr. Manisha Parpiyani

Key to Category of procedure :

A- Assisted in procedure

PA- Performed procedure under the direct supervision of a staff

PI- Performed independently

S.No.	Date	Name of the Patient	Op No	Procedure	Category
1.	16/05/22	Sanjay Mukherjee 48/M	22D.4.11	PFM crown cementation wst 16	PA
2.	24/05/22	Karuna 22/f	22D.4.169	Temporary cementation done wst 11, 21, 22	PA
3.	24/05/22	Rajkumar 60/M	22E.24.158	upper & lower primary impression made	A
4.	25/05/22	Rahul 20/M	22D.4.17	Temporary cementation done wst 4 6	PA
5.	02/06/22	Rajkumar 60/M	22E.24.158	Border moulding done wst mandibular arch	A
6.	06/06/22	Rajkumar 60/M	22E.24.158	Jaw Relation Recorded	A
7.	09/06/22	Rahul 20/M	22D.4.17	Permanent cementation done wst 16	PA
8.	09/06/22	Rajkumar 60/M	22E.24.158	Jaw Relation Recorded	A
9.	11/06/22	Prakash 69/M	22E.11.99	Primary impression made using alginate for max & mand.	PA
10.	13/06/22	Rajkumar 60/M	22E.24.158	Try in done	PA

Rahul

S.No.	Date	Name of the Patient	Op No	Procedure	Category
11.	13/6/22	Sonia 71/F	22F.13.16	Primary impression made for both max & mand arches	PA
12.	14/6/22	Shradha 24/F	22F.14.30	Check up done.	PI
13.	16/6/22	Shrey 51/M	22F.14.45	Primary impression made for max & mand arches.	A
14.	16/6/22	Manoj 45/M	22F.14.138	Primary impression made for max & mand arches	PA
15.	16/6/22	Prakash 61/M	22E.11.94	Border molding done, final impression made for both arches	A
16.	17/6/22	Sonia 71/F	22F.13.16	Border molding done, final impression made for both arches	PA
17.	18/6/22	Sarita 40/F	22F.15.125	Diagnostic impression made for both arches	PA
18.	21/6/22	Arun Reddy 42/M	22F.21.58	Diagnostic impression made for both arches.	PA
19.	22/6/22	Prakash 69/M	22E.11.99	Jaw Relation recorded	A
20.	22/6/22	Sunit 39/M	22F.16.12	Diagnostic impression made for both arches.	PA
21.	22/6/22	Manoj 45/M	22F.14.138	Jaw Relation recorded.	A
22.	22/6/22	Shradha 29/F	22F.19.30	Jaw Relation recorded	PA
23.	22/6/22	Sonia 71/F	22F.13.16	Jaw Relation recorded	PA
24.	23/6/22	Sarita 40/F	22F.15.125	Tooth preparation done lost 13, 15 for PFM Bridge.	PA
25.	23/6/22	Manjula 70/F	22F.23.97	Primary impression made for both U/L arches.	PA

Dr. [Signature]

S.No.	Date	Name of the Patient	Op No	Procedure	Category
26.	23/6/22	Sarika 30/F	22F.15.3	Jaw Relation Recorded	A
27.	23/6/22	Priya 29/F	22F.23.134	Diagnostic Impression made for Both U/L arches	PA
28.	24/6/22	Sanjay 69/M	22F.24.34	Primary Impression made for Both max & mandib arches	PA
29.	25/6/22	Dhanajay 70/M	22F.25.50	Primary Impression made for Both arches using compound	PA
30.	25/6/22	Keene 27/F	22F.23.92	Impression made for Both arches using Alginate	PA
31.	27/6/22	Nakul 75/M	22F.77.68	Primary Impression made for Both arches using compound	PA
32.	27/6/22	Sonia 71/F	22F.13.16	Try in done	PA
33.	27/6/22	Sunil 39/M	22F.16.12	Tooth preparation done wxt 36,38 for metal Bridge	PA
34.	28/6/22	Arun 42/M	22F.21.58	Tooth preparation done wxt 23,25 for metal Bridge.	PA
35.	28/6/22	Janani 75/F	22F.28.148	Primary Impression made for U/L arches using imp compound.	PA
36.	29/6/22	Shrey 51/M	22F.14.45	Try in done	PA
37.	29/6/22	Manoj 45/M	22F.14.138	Try in done	PA
38.	29/6/22	Prakash 69/M	22E.11.94	Try in done	PA
39.	29/6/22	Nisha 68/F	22F.29.70	Primary Impression made for Both max & mandib arches.	PA
40.	29/6/22	Shudha 24/F	22F.14.30	RPD insertion done.	PA

Palms


EVALUATION OF SEMINARS

TOPIC : Maxillary Anatomical Landmarks Date : 20/12/2021

AUDIENCE : Dr. Tripty, Dr. Saubh, Dr. Kavika, Dr. Rashmi, Dr. Shubha, Dr. Jeevan, Dr. Johnson, Dr. Bal, Dr. Aditi, Dr. Ash, Dr. Shivangi

Communication of the purpose of the Seminar				Score*
Presentation	Reading from written text	Extempore	With the help of audiovisual aids	
The introduction				3
The sequence of presentation				3
Speaking style				3
OVER ALL SCORE				9/3 = 3

Score*- Poor - 0, Below average - 1, Average - 2, Good - 3, Very Good - 4


Signature of the Faculty/Observer


EVALUATION OF SEMINARS

TOPIC : Denture Base Materials Date : 04/02/2022

AUDIENCE : Dr. Tripty, Dr. Saubh, Dr. Kavika, Dr. Rashmi, Dr. Johnson, Dr. Jeevan, Dr. Aditi, Dr. Ash, Dr. Shivangi

Communication of the purpose of the Seminar				Score*
Presentation	Reading from written text	Extempore	With the help of audiovisual aids	
The introduction				3
The sequence of presentation				3
Speaking style				3
OVER ALL SCORE				9/3 = 3

Score*- Poor - 0, Below average - 1, Average - 2, Good - 3, Very Good - 4


Signature of the Faculty/Observer

EVALUATION OF SEMINARS

TOPIC : Dental Casting Alloys Date : 13/05/2022
 AUDIENCE : Dr. Tripty, Dr. Samath, Dr. Karwika, Dr. Rashmi, Dr. Bale,
Dr. Aditi, Dr. Shreeangi, Dr. Arsh.

Communication of the purpose of the Seminar				Score*
Presentation	Reading from written text	Extempore	With the help of audiovisual aids	
The introduction				3
The sequence of presentation				4
Speaking style				4
OVER ALL SCORE				$11/3 = 3.6$

Score* - Poor - 0, Below average - 1, Average - 2, Good - 3, Very Good - 4

[Signature]
Signature of the Faculty/Observer

EVALUATION OF SEMINARS

TOPIC : Dental Waxes Date : 10/6/2022
 AUDIENCE : Dr. Tripty, Dr. Samath, Dr. Rashmi, Dr. Johnson, Dr. Bale,
Dr. Aditi, Dr. Arsh, Dr. Shreeangi

Communication of the purpose of the Seminar				Score*
Presentation	Reading from written text	Extempore	With the help of audiovisual aids	
The introduction				3
The sequence of presentation				3
Speaking style				4
OVER ALL SCORE				$10/3 = 3.3$

Score* - Poor - 0, Below average - 1, Average - 2, Good - 3, Very Good - 4

[Signature]
Signature of the Faculty/Observer

EVALUATION OF SEMINARS

TOPIC: Metal ceramic prosthesis Date: 28-07-2022

AUDIENCE: Dr. Tripty, Dr. Samabh, Dr. Karvika, Dr. Rashmi, Dr. Bale, Dr. Johnson, Dr. Shivangi, Dr. Ash.

				Score*
Communication of the purpose of the Seminar				
Presentation	Reading from written text	Extempore	With the help of audiovisual aids	
The introduction				3
The sequence of presentation				3
Speaking style				4
OVER ALL SCORE				10 = 3.3 3

Score*- Poor - 0, Below average - 1, Average - 2, Good - 3, Very Good - 4

Sambh
28/07/22
Signature of the Faculty/Observer

EVALUATION OF SEMINARS

TOPIC: Preprosthetic Surgeries Date: 09-08-22

AUDIENCE: Dr. Tripty, Dr. Samabh, Dr. Karvika, Dr. Rashmi, Dr. Bale, Dr. Aditi, Dr. Johnson, Dr. Shivangi, Dr. Ash.

				Score*
Communication of the purpose of the Seminar				
Presentation	Reading from written text	Extempore	With the help of audiovisual aids	
The introduction				4
The sequence of presentation				4
Speaking style				3
OVER ALL SCORE				11 = 3.6 3

Score*- Poor - 0, Below average - 1, Average - 2, Good - 3, Very Good - 4

Sambh
09/08/22
Signature of the Faculty/Observer

EVALUATION OF SEMINARS

TOPIC : Development of face Date : 10-9-22
 AUDIENCE : Dr. Tripty, Dr. Samaha, Dr. Rashmi, Dr. Karvika, Dr. Bale, Dr. Aditi, Dr. Johnson, Dr. Ash, Dr. Shewangi

				Score*
Communication of the purpose of the Seminar				
Presentation	Reading from written text	Extempore	With the help of audiovisual aids	
The introduction				3
The sequence of presentation				4
Speaking style				4
OVER ALL SCORE				$\frac{11}{3} = 3.6$

Score*- Poor - 0, Below average - 1, Average - 2, Good - 3, Very Good - 4

Kasank
 10/9/22
 Signature of the Faculty/Observer

EVALUATION OF SEMINARS

TOPIC : Orientation Jaw Relation Date : 14-10-22
 AUDIENCE : Dr. Tripty, Dr. Samaha, Dr. Rashmi, Dr. Karvika, Dr. Bale, Dr. Shewangi, Dr. Ash

				Score*
Communication of the purpose of the Seminar				
Presentation	Reading from written text	Extempore	With the help of audiovisual aids	
The introduction				3
The sequence of presentation				4
Speaking style				4
OVER ALL SCORE				$\frac{11}{3} = 3.6$

Score*- Poor - 0, Below average - 1, Average - 2, Good - 3, Very Good - 4

Samaha
 14/10/22
 Signature of the Faculty/Observer